


# QuickAcuity Pocket Near Vision Card


Print at 100%, verify the rulers, then cut around the card or fold the blank margins behind it. Quarter-sheet layout for lamination, clipboard carry, or a compact exam-room near card.

Cut line



**QuickAcuity**  
Pocket near card

Scan for the app  
**QuickACUITY**



Hold at exactly 16 in / 40 cm in bright, even light.

---

20/200	E
20/100	F P
20/70	T O Z
20/50	L P E D
20/40	P E C F D
20/30	E D F C Z P
20/25	F E L O P Z D
20/20	D E F F O T E C
20/15	L P P O P P E T

Test one eye at a time. Screening only, not diagnosis.

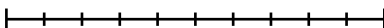
## Verify before cutting

Print in portrait at 100% scale. Do not Fit to Page, Shrink, or use printer scaling.

Check both rulers first. Once the page is confirmed to scale, cut around the dashed line or fold the blank margins behind the card.

Laminate only after you verify the printed size.

Scale check: 50 mm (1.97 in)



Scale check: 2 in

